

GENERGY

GZE-2020R+1 BATTERY RB2000



1 BATERIA RB2000 INCLUIDA
1 BATTERY RB2000 INCLUDED

2014/30/EU (EN55032:2015/A11:2020-EN55035:2017/A11:2020-EN IEC 61000-3-2:2019-EN61000-3-3:2013+A1:2019)
EMC 2014/35/EU (EN62368-1:2014+A11:2017) LVD 2011/65/EU RoHS UN38.3

FICHA TÉCNICA - TECHNICAL DATA SHEET





	MODELO	GZE-2020R + 1 BATTERY RB2000
	Capacidad Bateria / Battery Capacity	1953Wh
	Tipo de batería / Battery Type	RB2000-Li-ion 18650
	Ciclo de vida de batería / Battery Lifecycle	1000 ciclos > 70% - 600 ciclos > 80%
SALIDAS/OUTPUT	Salida 230V / 230V output	2000W
	Pico 230V / 230V output	3000W
	Salida energía / Power Output	Pure sine wave
	SCHUKO 230V	5
	USB-C 100W	2
	USB-C 30W	0
	USB-QC 3.0 18W	4
	Puerto coche / Car ports	13.6V/8A
Salida CC / DC output	2x13.6V/8A (DC5521)	
Puertos totales / Total No Ports	14	
ENTRADAS/INPUT	Entrada 230V / 230V Input	1000W
	Tiempo de carga completa / Full charging time	2h
	Entrada CC / DC Input	420W (DC5521)
	Entrada panel solar / Input solar panel	XT60-12/60V-10A
	Control panel solar / Panel solar controller	MPPT
	Panel solar compatible / Recommended solar panel	3SET: GZE200W
	Tiempo de carga desde panel / Panel solar charging time	5 - 8 h (3SET: GZE200W)
	Carga-salida simultánea / Simultaneous Charging-Output	Sí / Yes
Medidas / Size	405x295x445	
Peso / Weight	10.6kg + 12.3kg	
Accesorios / Accessories	Cables carga – Manual / Charging line - Manual	
Referencia / Reference	31520	

DESTACADO / HIGHLIGHT

Carga ultrarrápida en 120 minutos.

Energía ilimitada gracias a la **batería intercambiable Li-ion** 1000 ciclos >70% - 600<80%.

BMS: Sistema inteligente para la gestión de la batería.

MPPT: Seguidor de punto de máxima potencia, mayor rendimiento de carga desde paneles solares.

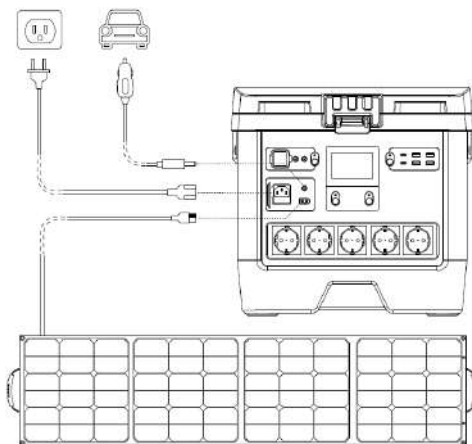
Ultra-fast charging in 120 minutes.

Unlimited energy thanks to the **interchangeable battery Li-ion** 1000 cycles > 70%.

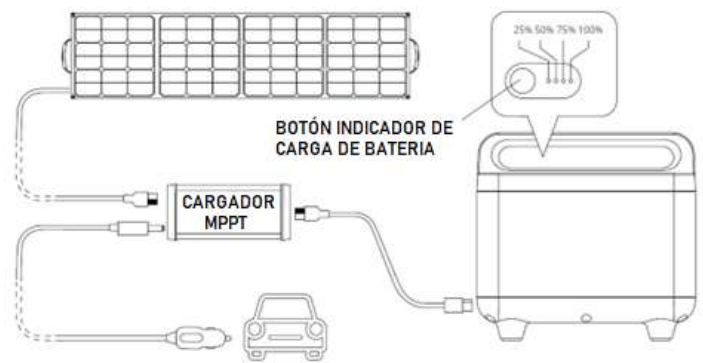
BMS: Intelligent system for battery management.

MPPT: Maximum Power Point Tracker, higher charging performance from solar panels.

FORMAS DE CARGA / CHARGING METHODS

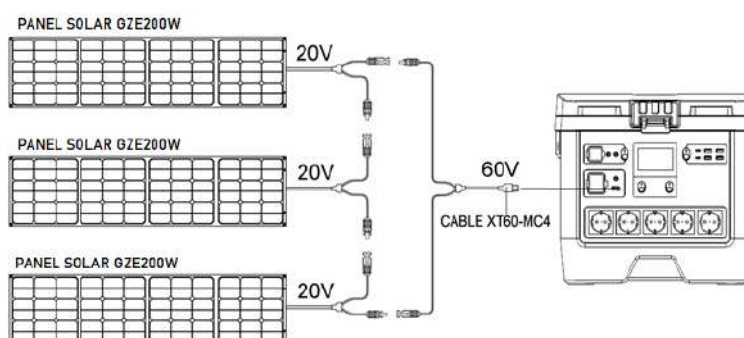
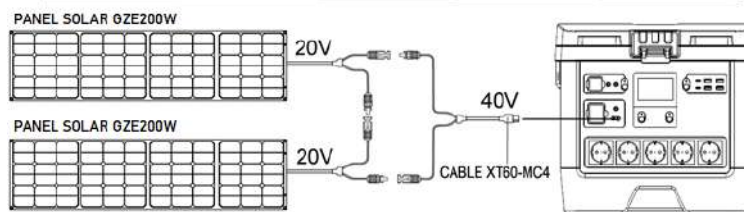
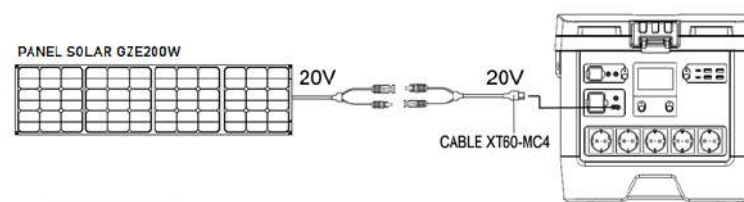


Carga si la batería esta ensamblada en la estación
Charging if Battery assembly in station

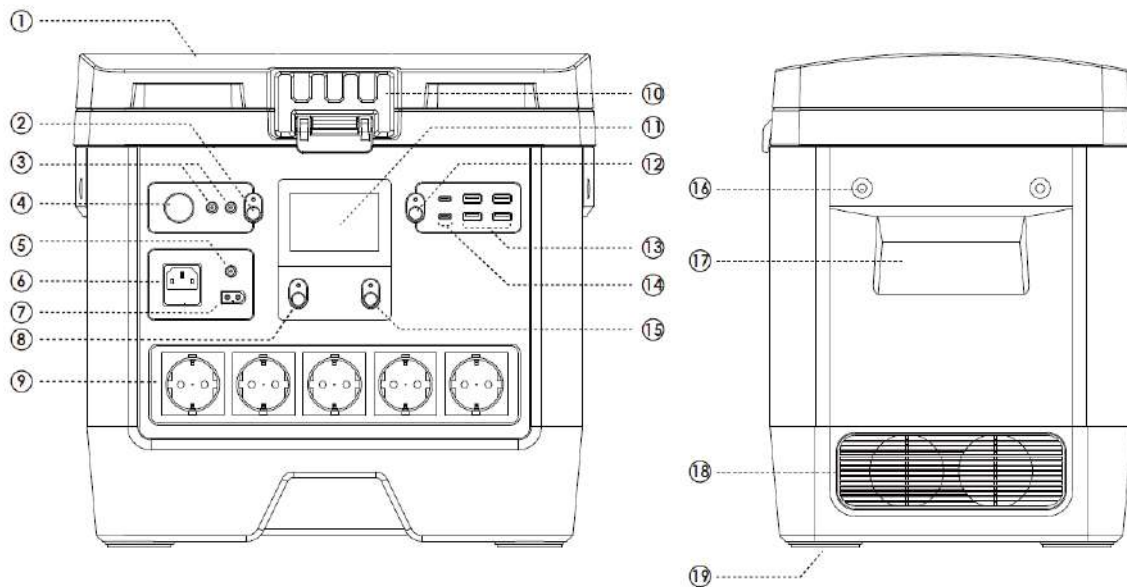


Carga de la batería intercambiable por separado
Charging of battery cartridge separately

CONEXIÓN PANEL SOLAR (3 OPCIONES) / SOLAR PANEL CONECTION (3 OPTIONS)



COMPONENTES / COMPONENTS



ESPAÑOL

1- Tapa del compartimento de la batería
 2- Botón CC (DC) ON/OFF
 3- Puerto de salida CC (DC)
 4- Toma de mechero
 5- Puerto de entrada CC (DC)
 6- Puerto de entrada CA (AC)
 7- Puerto de entrada panel solar
 8- Botón CA (AC) ON/OFF
 9- Puerto de salida CA (AC)

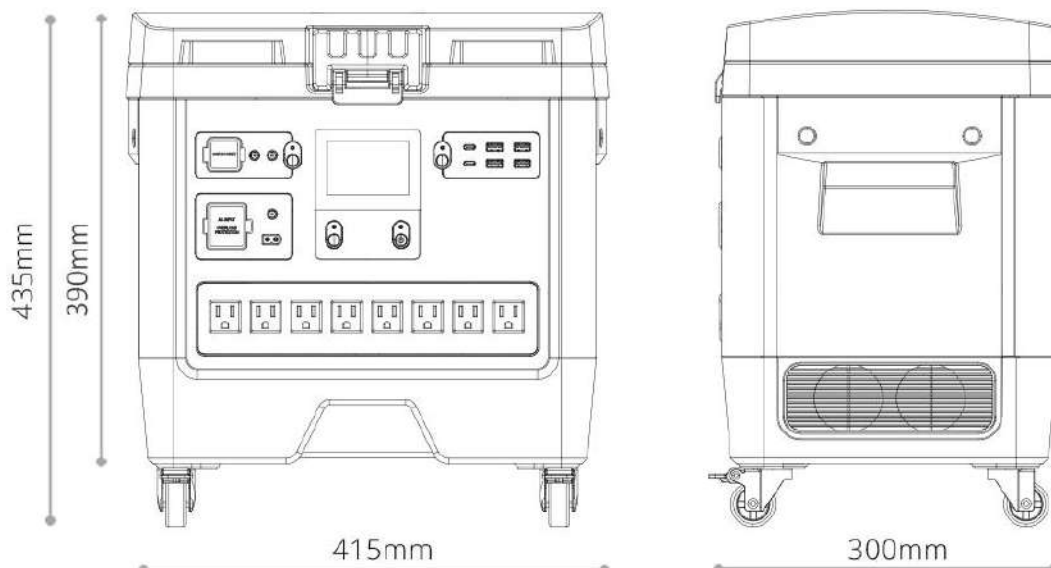
11- Pantalla LCD
 12- Botón USB ON/OFF
 13- Puertos de salida QC3.0 USB-A
 14- Puertos de salida PD100W USB-C
 15- Botón encendido general ON/OFF
 16- Orificios para fijar cáncamos*
 17- Asa
 18- Ventiladores de refrigeración
 19- Orificios para ensamblaje de ruedas

INGLÉS

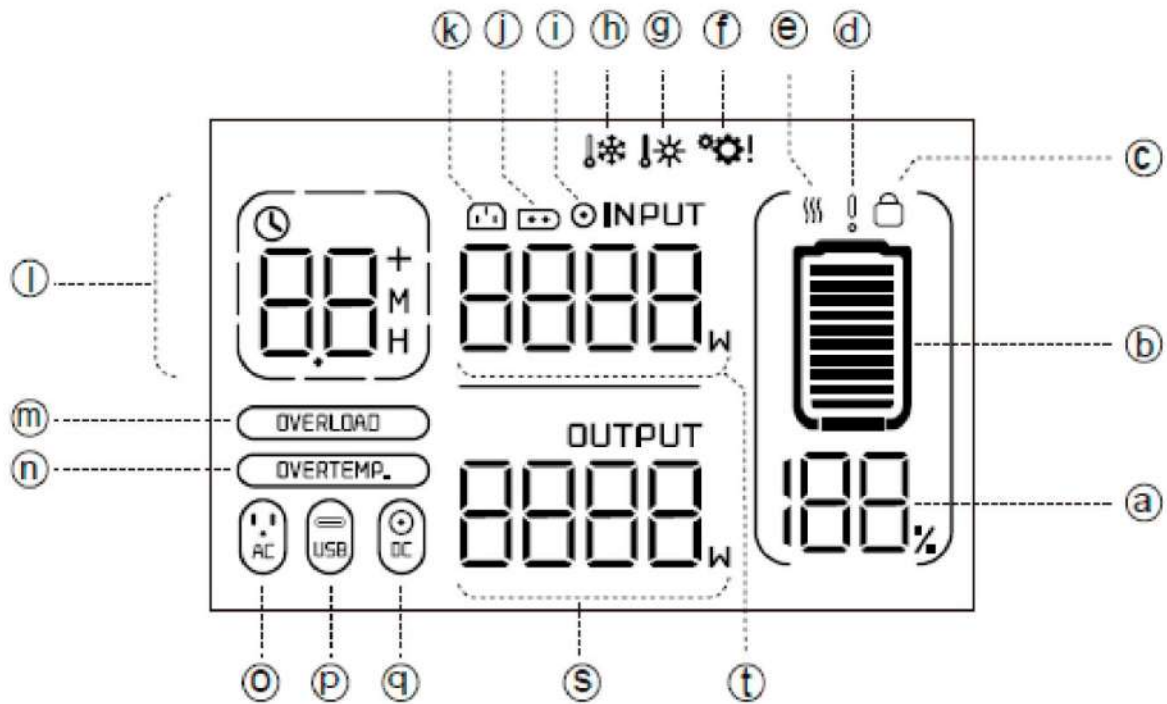
1- Battery compartment cover
 2- DC ON/OFF Switch
 3- DC Output port
 4- Car cigarette lighter socket
 5- DC Input port
 6- AC Input port
 7- Solar panel input port
 8- AC ON/OFF Switch
 9- AC Output ports
 10- Battery compartment lock

11- LCD Display
 12- USB ON/OFF Switch
 13- QC3.0 USB-A Output Ports
 14- PD100W USB-C Output Ports
 15- Main power button ON/OFF
 16- Holes for fixing eyebolts*
 17- Handle
 18- Fan
 19- Wheel mounting holes

DIMENSIONES / SIZE



PANEL CONTROL / CONTROL PANEL



Battery information indication	a		Battery power level %	d		Battery failure warning
	b		Battery power level	e		Battery high/low temperature indication
	c		Battery protection			
Input indication	k		AC Input	i		DC Input
	j		Solar panel input	t		Input power indication
Output indication	o		AC Output	q		DC Car output
	p		USB-A/USB-C Output	s		Output power indication
Remaining time indication	l		Remaining discharge /full charge time indicator	l	M	Minutes
				l	H	Hours
Protection indication	f		System failure indication	m		Overload protection indication
	g		Over temperature indication	n		Over temperature protection indication
	h		Low temperature indication			